

June 2022

Dear Parents,

Welcome to First Grade! I am looking forward to being your child's teacher during this coming school year. Spending time this summer reviewing Kindergarten literacy and math concepts and skills will be beneficial to your child and is the key to a smooth transition into First Grade.

I am attaching your child's summer assignment, "Sweet Summertime: My Little Packet of Review Activities." My suggestion is to have your child complete approximately one double-sided literacy and one double-sided math worksheet each week in July and August to avoid the "summer slide." Please correct the assignments together and return them to school on our first day back.

When completing the "Book Bin Book Review" sheet, your child can choose any book that he/she enjoyed reading during the summer. The July and August reading log sheets are OPTIONAL tools for motivating your child to read, and your child will earn a prize for completing and returning these along with the summer packet. (We will continue with this reading log tradition throughout the school year.)

I have posted additional summer homework information on the First Grade website, including prayers and ideas for selecting books. On the back of this letter, you'll also find suggestions for IXL assignments that can boost your child's literacy and math skills! Please email me at jmartel@sfxacushnet.com with any questions. Have a fun and safe summer!

God Bless,

Mrs. Jennie Martel

LearningDiagnosticAnalytics

Recommendations

Skill plans


Math

Language arts

MA Standards

Awards

View by:GradesTopicsWeekly plansSkill plans



Language1st

IXL Summer Boost skill plan - Language arts 1st grade

Help rising first graders solidify their understanding of key concepts this summer with IXL's day-by-day skill plan!

Week1234

Print skill plan

LearningDiagnosticAnalytics

Recommendations

Skill plans


Math

Language arts

MA Standards

Awards

View by:GradesTopicsWeekly plansSkill plans



Math1st

IXL Summer Boost skill plan - Math 1st grade

Help rising first graders solidify their understanding of key concepts this summer with IXL's day-by-day skill plan!

Week1234

Print skill plan

Sweet SUMMERTIME

My little
packet of
review
activities!




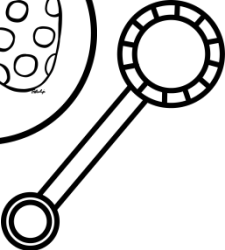

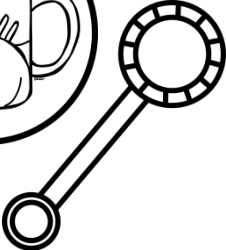







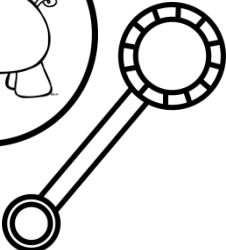


This packet belongs to:

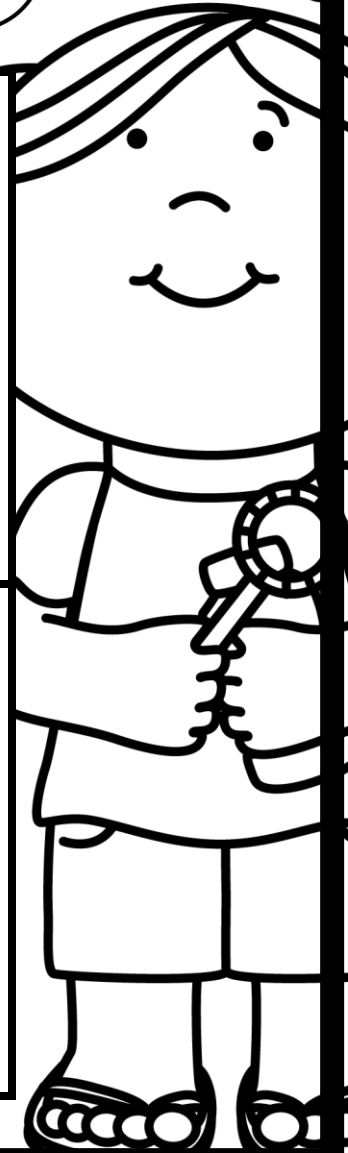


Name: _____

Color the matching medial vowel sound in
the boxes below.

In the **MIDDLE**

 	 	 	 
a e o	e u o	u i a	e o i
 	 	 	 
e a i	o e u	a i o	o u e



Name: _____

Use the color code to correctly color the
CVCE pictures below.

BLOWING CVCE words

COLOR CODE

a

yellow

i


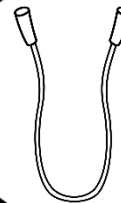
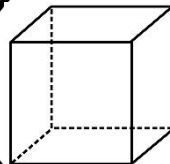



blue

o

green

u

red

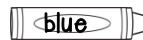
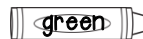




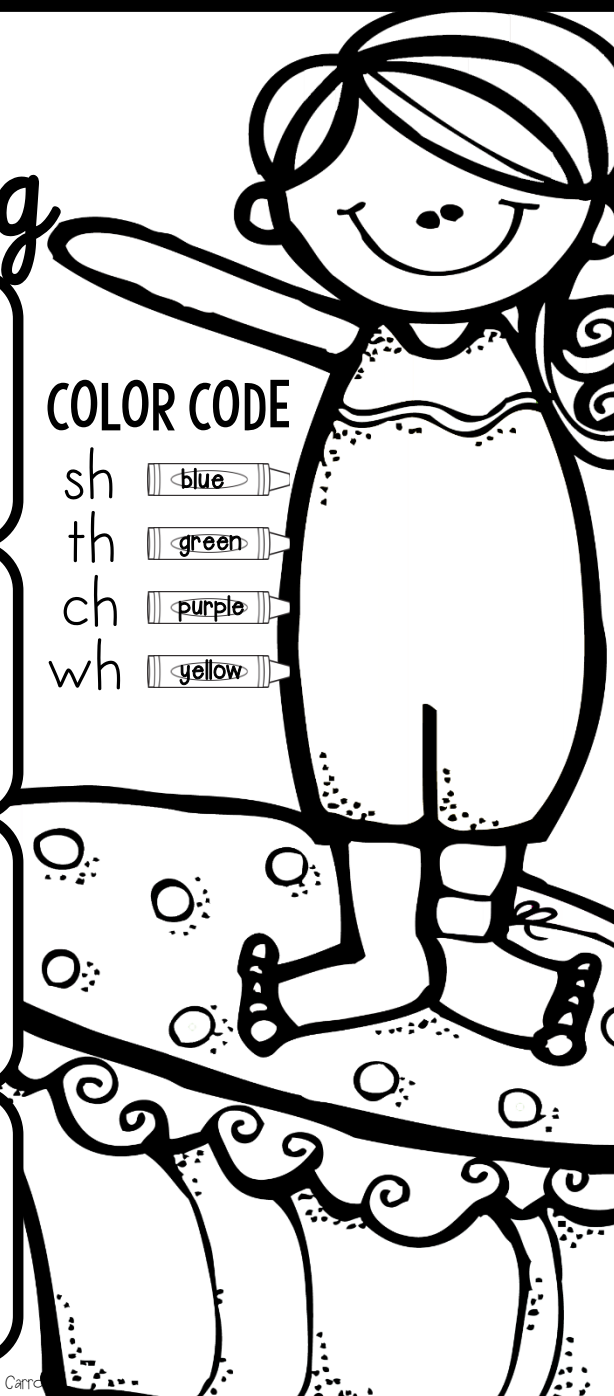


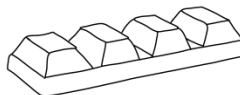
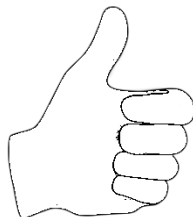
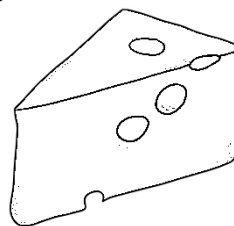


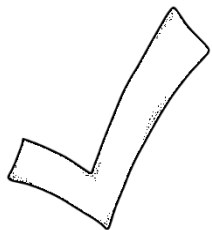
Name _____

Look at each picture and determine the digraph
sound you hear at the beginning. Color the
pictures to match the beginning sound.

Digraph Surfing

COLOR CODE

sh 
th 
ch 
wh 




Name: _____


Look at the r blend pictures below to determine the sound you hear at the beginning and color the box that matches.

Beach Ball


Blends



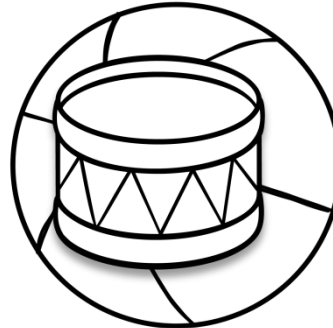
fr	br	gr	pr
----	----	----	----




gr	pr	fr	cr
----	----	----	----



br	gr	pr	cr
----	----	----	----




dr	gr	pr	br
----	----	----	----



cr	tr	gr	pr
----	----	----	----



fr	gr	cr	dr
----	----	----	----




fr	cr	tr	pr
----	----	----	----



br	fr	gr	cr
----	----	----	----



br	tr	br	pr
----	----	----	----

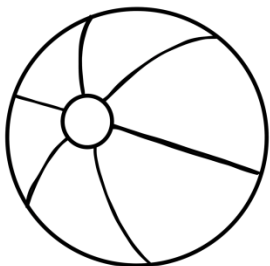


gr	fr	cr	br
----	----	----	----


SEASHELL *Syllables*

Name: _____


Clap the syllables in the pictures below and
color the same number of shells to match
the number of syllables you hear.



ball




bucket



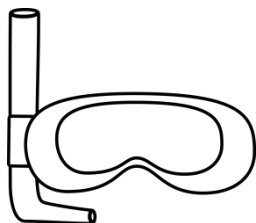
sunblock



umbrella



sun



goggles



sandcastle



shell



sunglasses




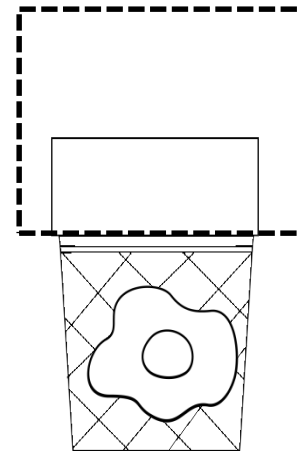
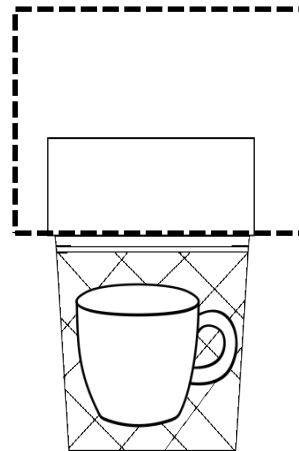

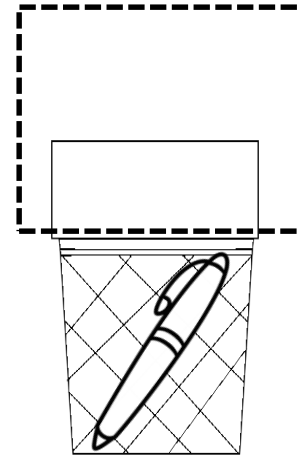
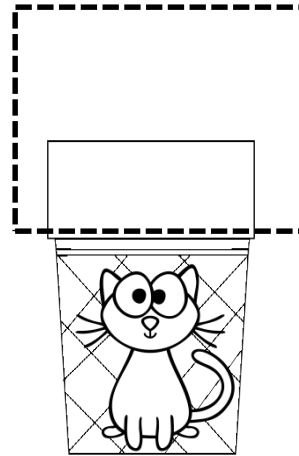
shovel




A SCOOP of RHYMES

Name: _____

Look at the picture on the ice cream cone and
glue the ice cream scoop that rhymes on top.



Scrambled SANDCASTLE Sight Words



Name: _____

Use the word bank at the bottom of the page to unscramble the sight words in the boxes. Write the words correctly on the writing lines.

CHALLENGE: Choose two words below and use them to write a sentence on the back.

tawh



tge



mcae



sye



asw




came get saw what yes

Name _____

Sentence Fun

Directions: Read the sentence and fill in the missing word using the word bank.



log	mud	sun	van	dig
bed	cot	pen	bag	tub

1. My pig is in the _____.



2. I go to the park in a _____.




3. My dad has a red _____.



4. I take a nap on my _____.



5. I can take a bath in the _____.



6. The frog is on the _____.



7. My ball is in the _____.



8. The dog is on my _____.



9. My job is to _____.



10. I see the hot _____.




Name: _____




Reading Comprehension

Directions: Read the text 3 times for fluency and color the stars.

I like summer the best. I can go
look for bugs. I can play at the park.
I can swim at the pool.



1. Put the events in order: Write 1, 2, or 3 in the box.



2. Write 3 things I can do in the summer?
3. What season do I like best?

1. _____

a. summer

2. _____

b. fall

3. _____

c. winter

Name: _____

Trace the sentence below. Cut, unscramble, and glue the sentence correctly in the box and write it in your neatest handwriting on the writing lines.


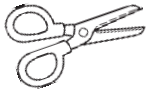
SCRAMBLED **SUMMER** SENTENCES



Do you hear the ice cream truck?



hear truck? Do ice
cream the you



Name: _____

Help Fix the Sentence!



Read the Sentence:

my dAd is in the pool

Fix the Sentence:

*Use correct capitalization, spaces,
lowercase letters, spelling & punctuation.




Illustrate the Sentence:



Checked by my friend:

Name _____



Coloring 2D Shapes

Directions: Find the 2D shapes and color.


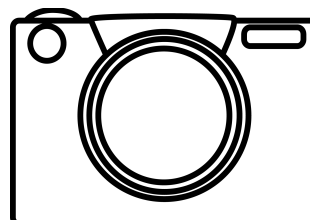
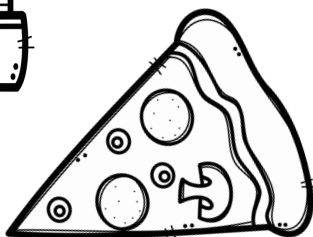



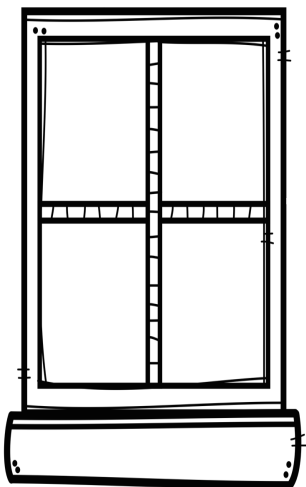
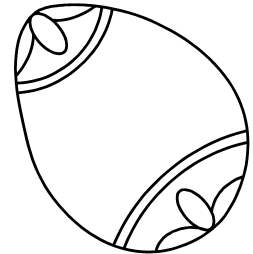


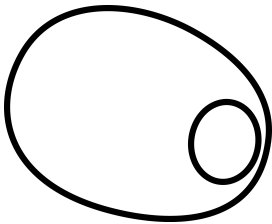

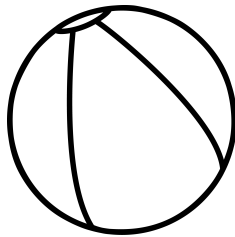

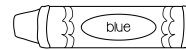
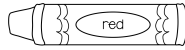
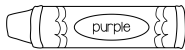
circle

square

triangle

rectangle

oval

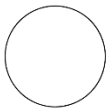

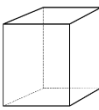




SOLIDS *in the* SAND

Name: _____

Count the solid shapes in the sand and graph.

Answer the questions below.

			
sphere	cylinder	cube	cone



Circle the solid shape found the MOST:



Circle the solid shape with the GREATER amount:



Circle the solid shape found the LEAST:



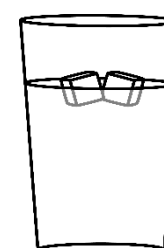
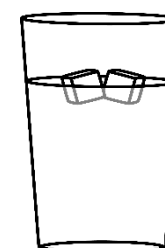
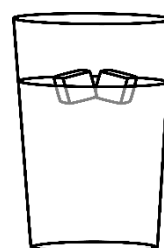

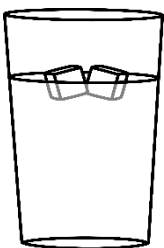

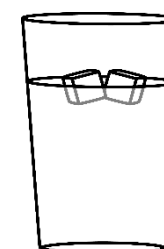
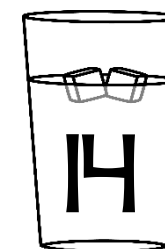
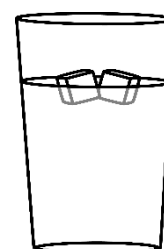


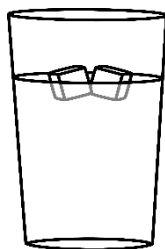


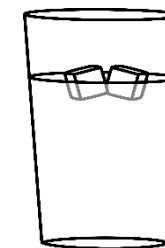
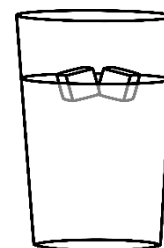
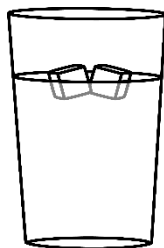
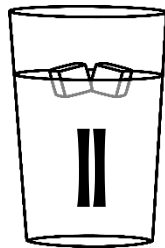




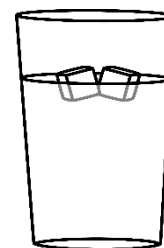
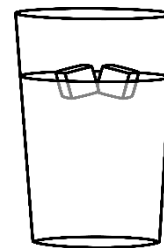

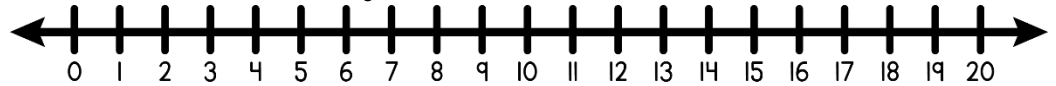
Circle the solid shape with the GREATER amount:



Name: _____









Write the missing numbers inside the lemonade glasses below.

The Big SQUEEZE





Name: _____

What's the Missing Number?

1	2	3	4	5	6	7	8	9	10
11		13	14	15	16	17	18	19	20
21	22	23	24	25		27	28	29	30
31	32	33	34	35	36	37	38	39	
41	42	43	44	45	46	47	48	49	50
51	52	53		55	56	57	58	59	60
61	62	63	64	65	66	67	68		70
71	72	73	74	75	76		78	79	80
81	82	83	84	85		87	88	89	90
	92	93	94	95	96	97	98	99	100

 =
 =
 =
 =

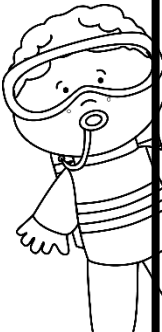

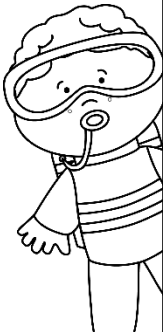

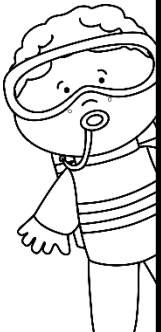





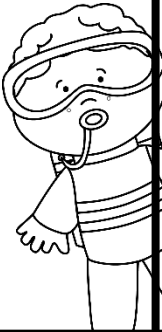

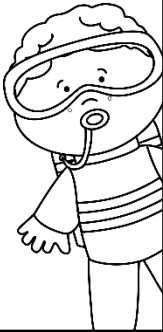

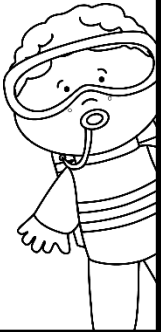





 =
 =
 =
 =

Name: _____

Sequence the numbers below from least to
greatest skip counting by 5's.

Summertime SEQUENCING

5 10 15 20 25 30 35 40 45 50

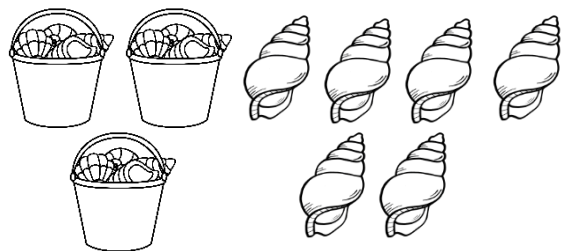


A Day at the Beach

ADDITION

Name: _____


Write the equations in the blank addend/sum spaces in the boxes below.



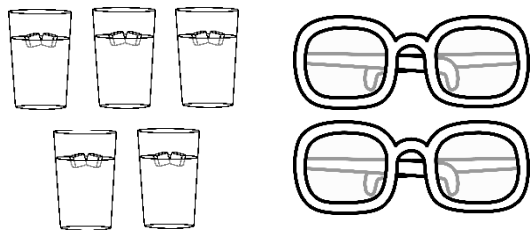
$$\underline{\hspace{2cm}} + \underline{\hspace{2cm}} = \underline{\hspace{2cm}}$$




$$\underline{\hspace{2cm}} + \underline{\hspace{2cm}} = \underline{\hspace{2cm}}$$




$$\underline{\hspace{2cm}} + \underline{\hspace{2cm}} = \underline{\hspace{2cm}}$$




$$\underline{\hspace{2cm}} + \underline{\hspace{2cm}} = \underline{\hspace{2cm}}$$



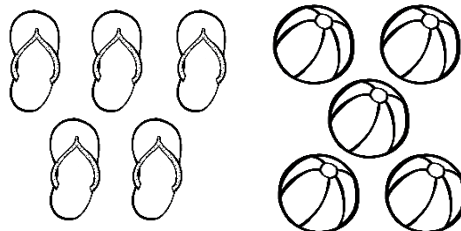
$$\underline{\hspace{2cm}} + \underline{\hspace{2cm}} = \underline{\hspace{2cm}}$$




$$\underline{\hspace{2cm}} + \underline{\hspace{2cm}} = \underline{\hspace{2cm}}$$



$$\underline{\hspace{2cm}} + \underline{\hspace{2cm}} = \underline{\hspace{2cm}}$$



$$\underline{\hspace{2cm}} + \underline{\hspace{2cm}} = \underline{\hspace{2cm}}$$






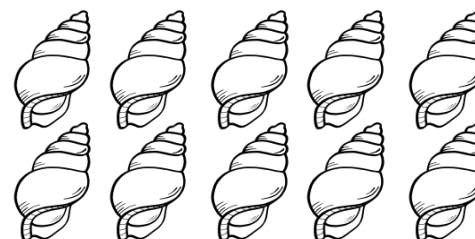

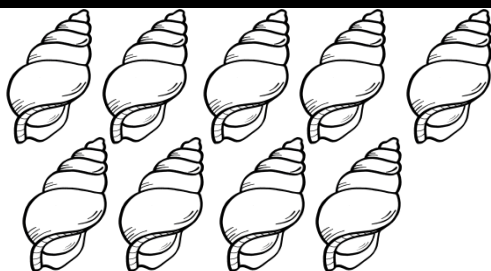






$$\underline{\hspace{2cm}} + \underline{\hspace{2cm}} = \underline{\hspace{2cm}}$$

Name: _____

Solve the subtraction problems below and write the difference under the line. Use the seashells as counters for help.

SEASHELL

Subtraction

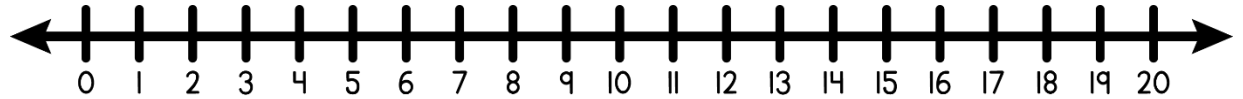




Ice Cream COMPARISONS

Name: _____

Determine the greater number in each set of numbers below and glue the comparison symbol that matches.



12 10

13 12

11 15

14 14

20 17

19 16

13 13

18 20


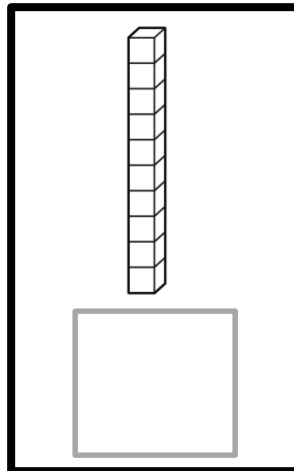
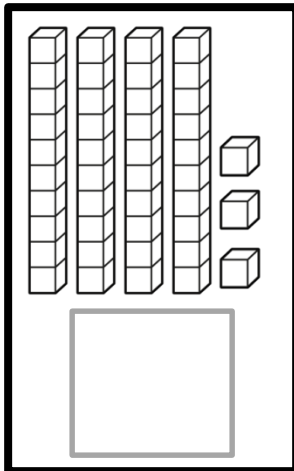
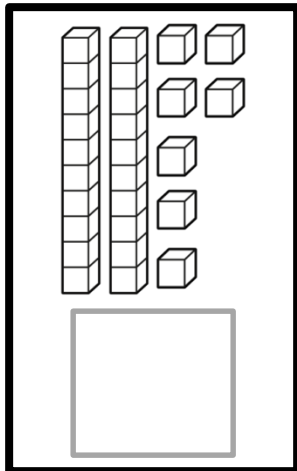
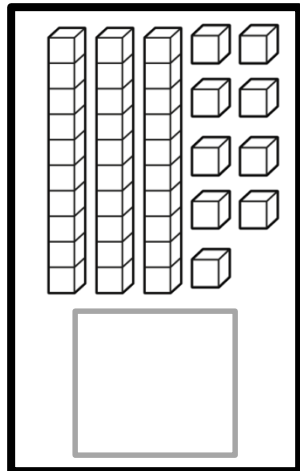
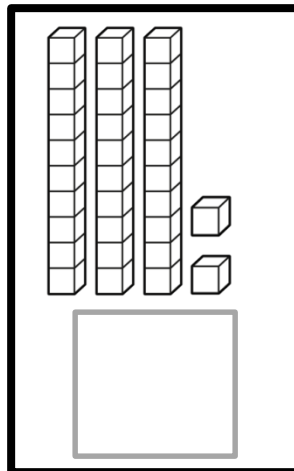
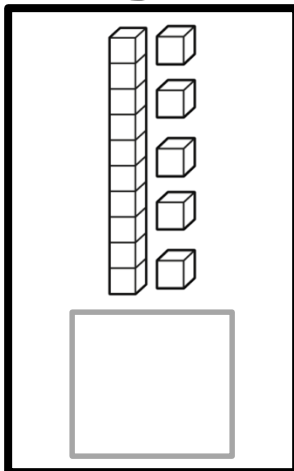
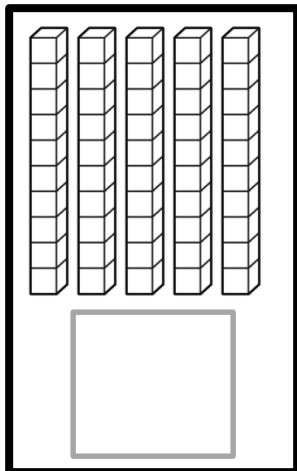
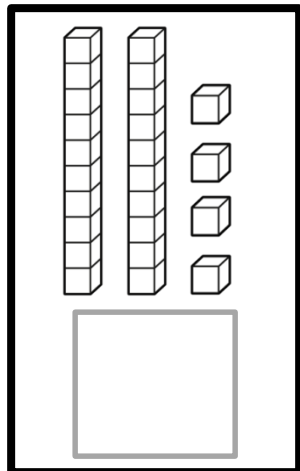
< > < = > > < =

Name: _____

Cut out the numerals on the bottom of
the page and glue them in the matching
base 10 boxes.

Base 10 Block

BONANZA



32

10

15

24

50

27

39


43



We SCREAM for summerTIME

Name: _____

Cut out the digital clocks on the bottom and match them to the analog clocks on the ice cream cones.




12:00	8:00	4:00	10:00	3:00	11:00	6:00	2:00	9:00	1:00
-------	------	------	-------	------	-------	------	------	------	------

Name _____

Color By Coin Picture

Use the key below to color in the spaces and reveal a picture!



1¢ = blue

10¢ = orange



5¢ = yellow

25¢ = red

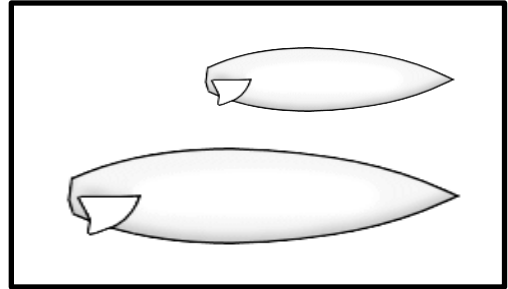

Math: A Year in Review

K.MDA.2



① Circle the one that is bigger.



② Circle the one that is shorter.




③ Circle the one that is heavier.



Math: A Year in Review

K.G.A.1

Circle the correct word.



① The sun is **above** **on** the sandals.

② The shell is **in** **beside** the bucket.

③ The boy is **next to** **in front of** the girl.

④ The ball is **on top of** **behind** the sandals.

Name _____

Date _____

Book Bin Book Review

Title: _____




Write two things that happened or that you learned about in the story:

1. _____

2. _____

Draw a picture of your favorite part

How did you like the book?



Name _____

July

Color one ice cream each NIGHT you read.



Name _____

August

Color one pencil each NIGHT you read.

