


My SUMMER Packet

as I
prepare for
SECOND grade



Dear Parents,

Your child is bringing home a FUN Summer Packet with an activity calendar. Each day has fun and engaging activities that your child can complete to get ready for second grade. Your child can complete as many or as few as s/he would like.


Each month has additional BONUS pages to complete that are marked on the calendar with a specific shape. June - ♥ July - ☆ August - △
At the beginning of the new school year, your child can return the completed packet, BONUS pages and all, to me and I will have a special reward. If you have any questions, feel free to email me. Thanks so much, HAVE FUN and have a wonderful summer making cherished memories!

mlarkin@sfxacushnet.com


Mrs. Larkin

+
Mrs. Gomes





JUNE



	Monday	Tuesday	Wednesday	Thursday	Friday	
	1 Tell a pretend story with a beginning, middle and end.	2 Read a Dr. Seuss book. Fill in the rhymes.	3 Complete the letter "Uu" paper	4 Write a poem about someone in your family.	5 Take a walk and collect pieces of nature. Then, sort them.	6
7	8 Complete the Missing Number sheet.	9 Draw the main character in your book and list 2 traits.	10 Write a poem about your mom or dad.	11 Complete the Nature HUNT sheet.	12 Count a jar of pennies and group by tens and ones.	13
14	15 Count the cylinder shapes in the kitchen.	16 Measure the length of your kitchen.	17 Draw a butterfly with matching wings.	18 Complete the Base Ten Blocks Addition sheet.	19 Identify the problem and solution in your book.	20
21	22 Help mom or dad make a snack.	23 Lie outside and look at the clouds. Draw and write what you see.	24 Complete the Match the Numerals sheet.	25 Write the names of your family members and add their ages together.	26 Do something nice for someone.	27
28	29 Count the spoons and forks in the drawer. Which has more? How many more?	30 Complete the Add to Make Numbers sheet.				



U u

What has short
u and long u?

Draw and label 2 words with the SHORT u sound.

X _____

X _____

Draw and label 2 words with the LONG u sound.


X _____

X _____




What's the Missing Number?


Help the animals by writing the missing numbers in the empty boxes below.




40	41	42		44	45
----	----	----	--	----	----




89		91	92		94
----	--	----	----	--	----




29	28		26	25	24
----	----	--	----	----	----





98	99		101		103
----	----	--	-----	--	-----



50			47	46	
----	--	--	----	----	--



	30	31		33	34
--	----	----	--	----	----



Let's Go on a Nature HUNT!

Go on a nature hunt. Draw and write about what you see.

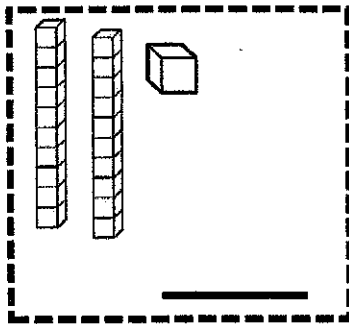
<hr/> <hr/> <hr/> <hr/>	<hr/> <hr/> <hr/> <hr/>
<hr/> <hr/> <hr/> <hr/>	<hr/> <hr/> <hr/> <hr/>



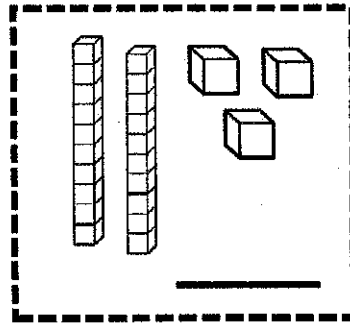
adding

with Base Ten Blocks

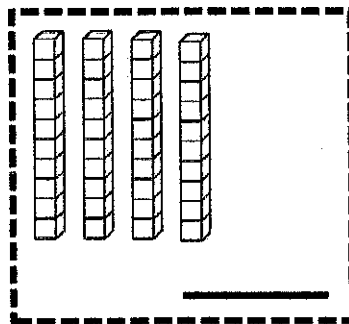

Count. Add. Write the new number.



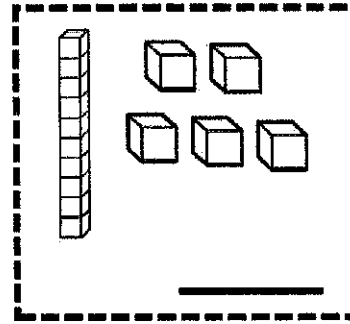
+



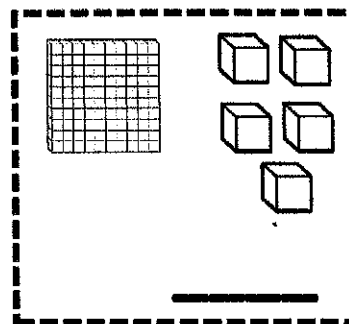

=



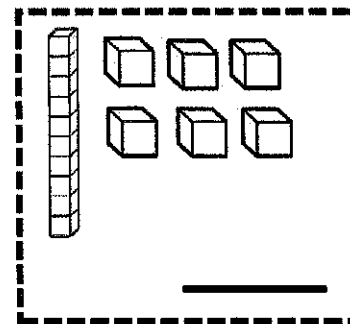
+



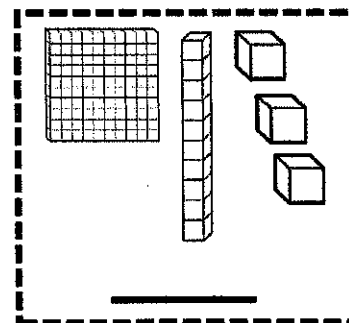

=



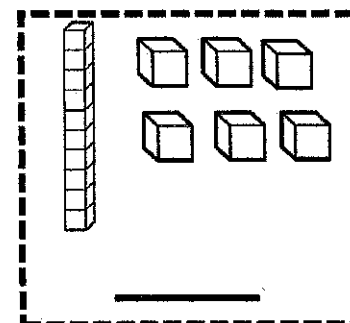
+



=



+



=





MATCH the words to
the correct numeral.

24

30

46

17

97

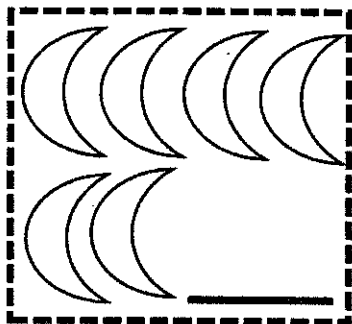


1 ten 7 ones	Twenty four	3 tens 0 ones	Ninety seven	4 tens 6 ones
-----------------	----------------	------------------	-----------------	------------------



Draw MORE to make ?



Count. Write the number. Draw more.




+





=



+





=




+




=

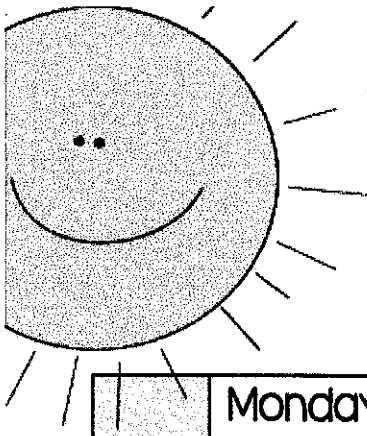


+




=






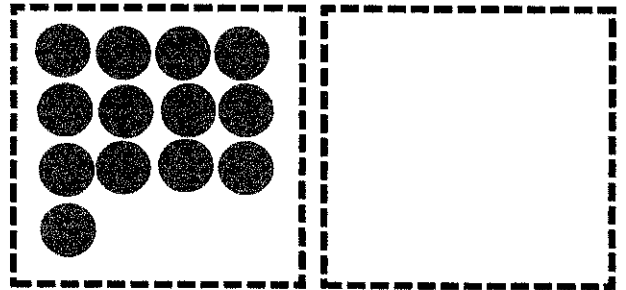
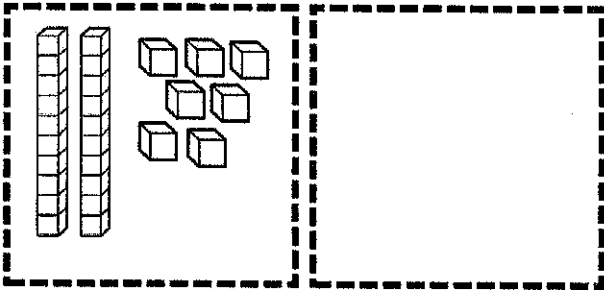
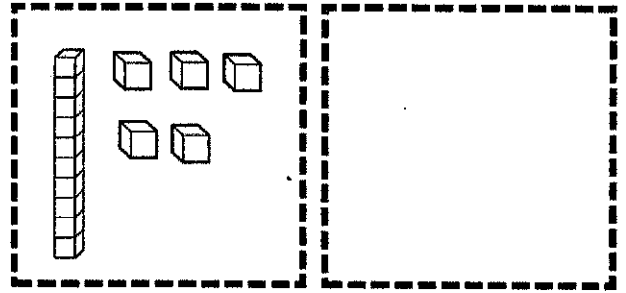
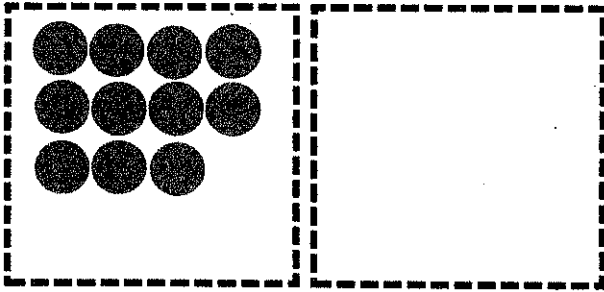
JULY



	Monday	Tuesday	Wednesday	Thursday	Friday	
			1 Read a favorite book. TWICE!	2 Draw things that end in "sh" and "ch."	3 Enjoy the fireworks.	4
5	6 Draw a picture of what you did on July 4th.	7 Draw and write the steps for brushing your teeth.	8 Pick out a funny bedtime story.	9 Play a board game with your family.	10 Write a letter to a distant relative.	11
12	13 Solve. Dad has 34 cookies. Mom has 13. How many cookies in all?	14 Read your book. Tell your mom or dad why it's a good book.	15 Complete the Matching Numbers sheet.	16 Watch a video on how a seed becomes a plant.	17 Complete The Long A Words sheet.	18
19	20 Write 5 words that end with "ck."	21 Draw and label what 2-D shapes you see.	22 Read a Piggy and Gerald book with voices.	23 Complete the Count On paper.	24 Take a picture of a flower and draw it.	25
26	27 Practice writing sight words on the sidewalk with chalk.	28 Complete the patterns paper.	29 Count by 5s to 100.	30 Paint a picture with watercolors.	31 Count the pennies, dimes and nickels in Mom or Dad's wallet.	



MATCH the numbers to the sets.



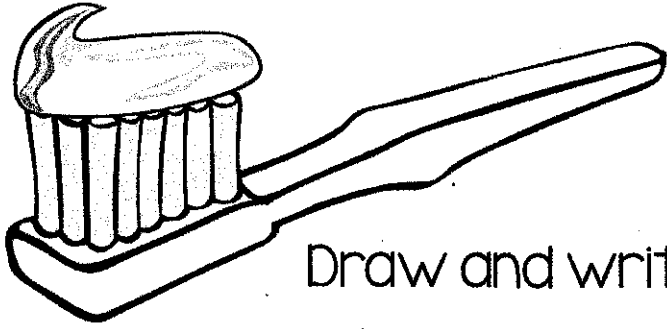
$17-8$

$6+5$

Twenty
seven

$15-2$

fifteen



Here is how I brush my teeth!

Draw and write the steps that show what you do when you brush your teeth.

1

First, _____

2

Next, _____

3

Then, _____

4

Last, _____



Draw the Long a words.

rake

cake

chain

mane

tray

ape

lake

whale

train



Count on!

Using the number line, find the total by counting on.

21	22	23	24	25	26	27	28	29	30
----	----	----	----	----	----	----	----	----	----

1. $22 + 3 = \underline{\quad}$

6. $27 + 3 = \underline{\quad}$

2. $24 + 4 = \underline{\quad}$

7. $23 + 3 = \underline{\quad}$

3. $28 + 2 = \underline{\quad}$

8. $25 + 5 = \underline{\quad}$

4. $26 + 3 = \underline{\quad}$

9. $27 + 1 = \underline{\quad}$

5. $21 + 4 = \underline{\quad}$

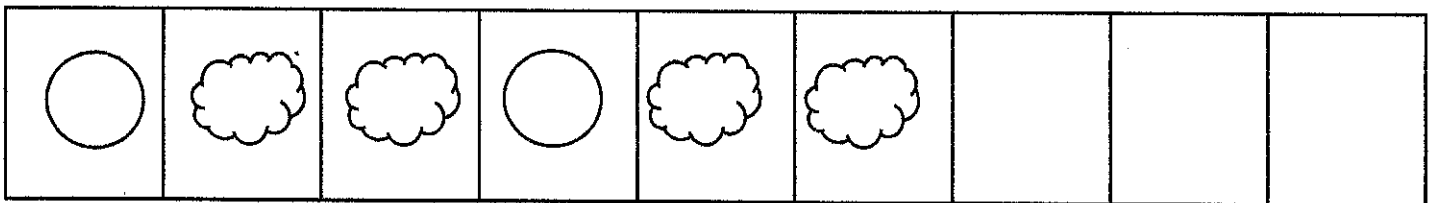
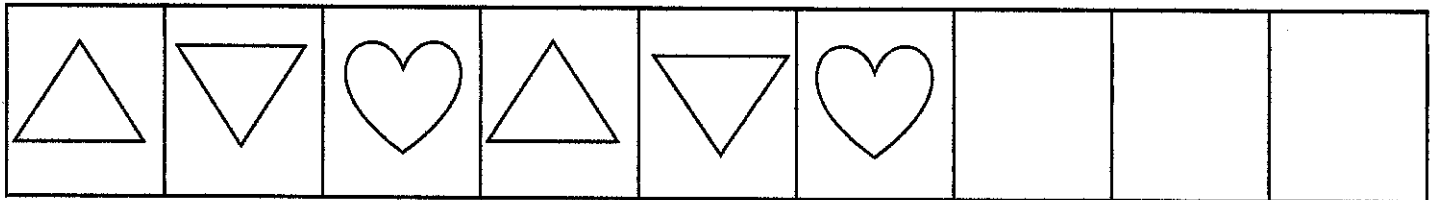

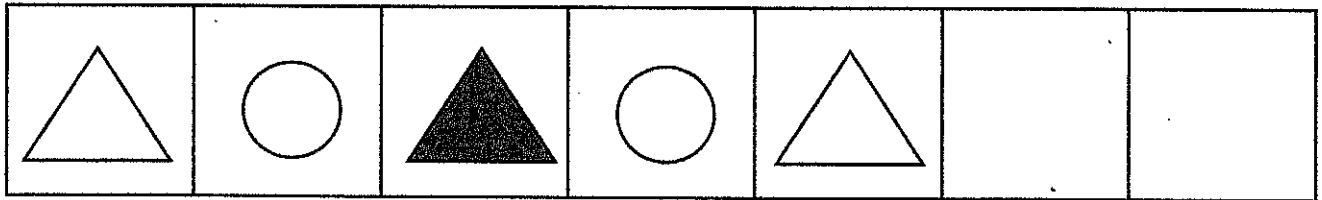
10. $22 + 5 = \underline{\quad}$

George sold 18 books on Monday. He sold 7 books on Tuesday. How many books did George sell in all?





Complete the pattern!

Complete the patterns below by drawing what comes next.



Now, can you make your own pattern?





AUGUST



	Monday	Tuesday	Wednesday		Friday	
						1
2	3 Make an ALL ABOUT book about a favorite summer activity.	4 Write a persuasive letter to Mom or Dad with 3 reasons about why they should let you stay up later.	5 Complete the Match the Shape page.	6 Write teen number words using markers.	7 Write the days of the week in order.	8
9	10 Draw a picture of you!	11 Read your book. Identify the minor characters.	12 Interview the people in your house about their favorite foods.	13 Complete the sight words hunt.	14 Break down Mommy and/or Daddy's age into tens and ones.	15
16	17 Complete the Count and Write page.	18 Ask your parent to tell you about the day you were born.	19 Draw a picture of your family and label each person.	20 List as many "ug" family words as you can.	21 Draw and label your bedroom.	22
23	24 Copy 10 2-digit numbers you see in your house and arrange them in order.	2 Count down from 100 by tens.	26 Read your book. Draw what you see in your mind.	27	28	28

Have a GREAT Year!

All About

Written and Illustrated by

© Can't Stop Smiling

Handwriting practice lines consisting of four sets of three horizontal lines each: a solid top line, a dotted middle line, and a solid bottom line.

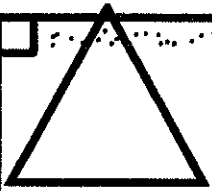
© Can't Stop Smiling

© Can't Stop Smiling

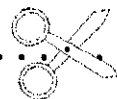
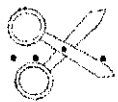

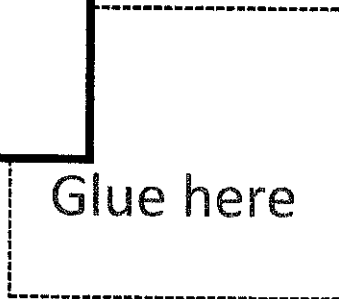

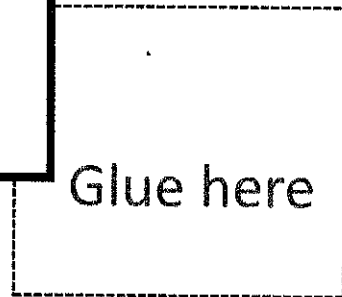


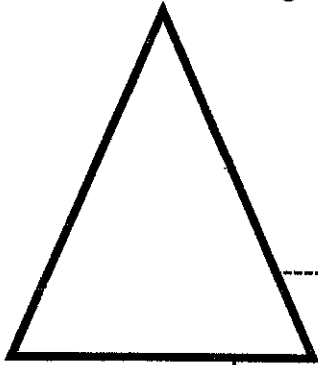
Handwriting practice lines consisting of three sets of solid top and bottom lines with a dotted midline.

© Can't Stop Smiling

Handwriting practice lines consisting of three sets of solid top and bottom lines with a dotted midline.



Match the shape to the description.

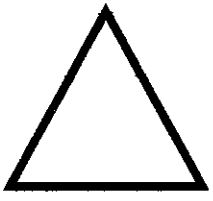


I have equal sides.

I have 3 corners.


I have no sides.


I have 4 sides.



Draw a picture of
YOU!

MY SELF PORTRAIT



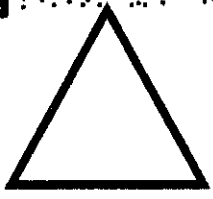


Let's Go on a hunt for Sight Words!


Look for familiar sight words in your house.
When you find a word, circle it, then write it 3
times below.


these	very	about	always	are
because	does	like	they	some


_____	_____	_____
_____	_____	_____
_____	_____	_____
_____	_____	_____
_____	_____	_____
_____	_____	_____
_____	_____	_____
_____	_____	_____




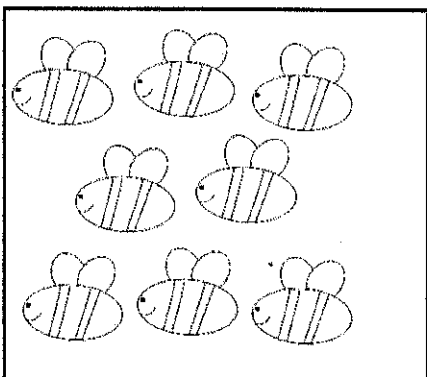
Count. Write the number
and the number word.

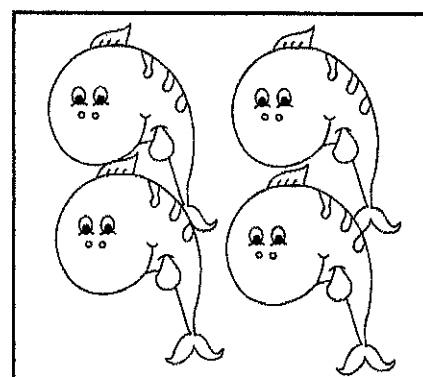












Draw thirteen
pencils. Break into
tens and ones.

