

## Welcome to Second Grade! Summer Packet

Dear Parents,

Did you know that, over the summer, young children can lose up to 2-3 months of what they have learned? Just with any new skill, new knowledge has to be practiced in order to be mastered. The best way to prepare for second grade is to practice everything learned in the first grade!

Please refer to your child's *Grade 1 MAP* testing student progress report for a more personalized focus on additional areas that may need more practice.

Attached you will find your child's summer review packet. This packet is filled with many different engaging and fun reading, writing and mathematical activities. Over the summer vacation I strongly encourage you to set aside some time for your child to work on these skills to ensure continued progress in second grade.

Students may choose books from the summer reading list to read over the summer and log them on the reading log given. You may use this as a guide to find great books and inspire a love of reading in your child! The book series and authors listed will provide readers with books at various levels. This provides options for children to read independently and/or with an adult or friend. To find more books geared towards your child's independent reading level, check out the Scholastic Book Wizard.


As you know, the more a child reads, the more vocabulary they'll learn and the better their comprehension skills. It is recommended that students entering 2nd grade get in 30 minutes of independent reading every day. Typically, a second grade reading curriculum focuses on more difficult vocabulary, such as two and three syllable words, an introduction to genres such as poems, fables and plays, reading aloud with fluency and identification of text details. While I expect that your child will read many, many books this summer, I am only requiring that 15 books be recorded on the Reading Log attached included in this packet.

Work through the packet at your own pace & get ready to SHINE in second grade! If you have any questions please feel free to email me at anytime at [jlarkin@sfxacushnet.com](mailto:jlarkin@sfxacushnet.com)


I am looking forward to a wonderful year working with you and your child!  
Have a wonderful summer and God Bless!

Mrs. Larkin

# My Summer Packet



Name:



# READING LIST

Grades  
K-2

## BOOKS

### ANOTHER WORD FOR NEIGHBOR

BY ANGELA PHAM KRANS,  
ILLUS. BY THAI MY PHUONG

HARPERCOLLINS, 2025  
ISBN: 9780063334915

A reclusive elderly widower is persistently befriended by his new neighbors, two lively siblings.

### BIG BIKE, LITTLE BIKE

BY KELLIE DUBAY GILLIS,  
ILLUS. BY JACOB SOUVA

HARPERCOLLINS, 2025  
ISBN: 9780063315235

With whimsical and charming illustrations, this story about the journey of a bike that is reused and repurposed will delight readers.

### A BOOK OF MAPS FOR YOU

BY LOURDES HEUER,  
ILLUS. BY MAXWELL EATON III

NEAL PORTER BOOKS, 2025  
ISBN: 9780823455706

This is a story full of kindness, community, and maps with details that draw the reader in and, perhaps, inspire a summer activity of drawing one's own maps. Keep an eye out for a surprise at the end.

### CRANKY, CRABBY CROW (SAVES THE WORLD)

BY COREY R. TABOR

GREENWILLOW, 2025  
ISBN: 9780063373587

Crow seems cranky and wants everyone to leave him alone. Is there more to Crow than just being cranky?

### DON'T TRUST FISH

BY NEIL SHARPSON,  
ILLUS. BY DAN SANTAT

DIAL, 2025  
ISBN: 9780593616673

Sure, fish seem nice and quiet—but did you know that they are planning to take over the world?

### FIREWORKS

BY MATTHEW BURGESS,  
ILLUS. BY CÁTIA CHIEN

CLARION, 2025  
ISBN: 9780063216723

Colorful and playful, this story is perfect for summer! Readers follow a fun-filled summer day through the eyes of two children as they play, eat juicy watermelon slices, and marvel at the fireworks. A special gatefold reveals the full kaboom of the spectacular final display.

### HENRY'S PICTURE-PERFECT DAY

BY JENN BAILEY, ILLUS. BY MIKA SONG

CHRONICLE, 2025  
ISBN: 9781797230252

Henry, a young boy on the autism spectrum, wonders how his class could possibly have a picture-perfect day. After all, his tooth is loose, he hasn't practiced smiling, and his shirt has stripes.

### THE HISTORY OF WE

BY NIKKOLAS SMITH

KOKILA, 2025  
ISBN: 9780593619681

This picture book explores humanity's African origins, imagining the ingenuity and achievements of our earliest ancestors and celebrating the shared history that connects every person on Earth.

### HURRICANE

BY JASON CHIN

NEAL PORTER BOOKS, 2025  
ISBN: 9780823458493

A hurricane is on its way to Hatteras Island, North Carolina. Meteorologists, weather pilots, and the community work together to keep everyone safe from the devastating storm. Even the island's stray cat gets involved in the preparations.

### MAMA CAR

BY LUCY CATCHPOLE,  
ILLUS. BY KAREN GEORGE

LITTLE, BROWN, 2025  
ISBN: 9780316578035

A child shares her favorite things about her mom's wheelchair in this authentic slice-of-life story written by a disabled disability advocate.

### MIDNIGHT MOTORBIKE

BY MAUREEN SHAY TAJ SAR,  
ILLUS. BY ISHITA JAIN

NEAL PORTER BOOKS, 2025  
ISBN: 9780823456628

A mother and daughter escape the overwhelming jungle heat with a special nighttime ride.

### NANI AND THE LION

BY ALICIA D. WILLIAMS,  
ILLUS. BY ANNA CUNHA

CAITLYN DLOUHY BOOKS, 2026  
ISBN: 9781665914222

In a quiet village, brave Nani plays her drum for an ornery lion who dances to exhaustion.

### ORRIS AND TIMBLE: STAR STORIES



BY KATE DICAMILLO,  
ILLUS. BY CARMEN MOK

CANDLEWICK, 2026  
ISBN: 9781536227581

In this early chapter-book series, which began with *Orris and*




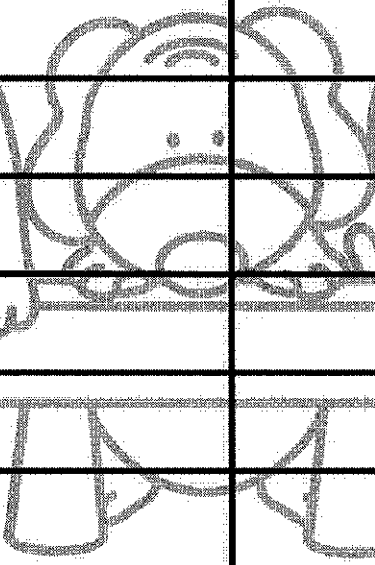

# My Summer Reading Log



Keep track of the books that you read over the summer.  
Bring it to your new teacher next school year!

Name: \_\_\_\_\_


Date:	Title:	Number of minutes read:	Parent notes and signature:

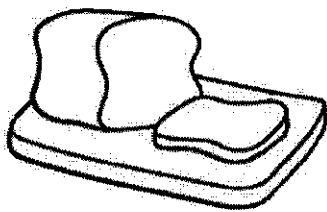

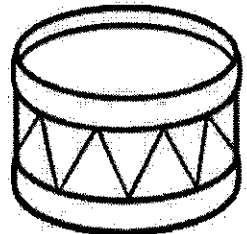









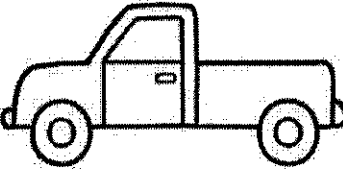





Name \_\_\_\_\_

# R and L Blends

Directions: Say the name of each picture.  
Write the word on the line.  
Circle the beginning blend for each word.




Name: \_\_\_\_\_

# Roll, Add and Color

Directions: Roll 3 dice, add them up and color the picture.



Name: \_\_\_\_\_

# ABC Food Order

Directions: Put the words in ABC order. Write a 1, 2, 3, or 4 by each word.

\_\_\_\_\_ watermelon

\_\_\_\_\_ apples

\_\_\_\_\_ bananas

\_\_\_\_\_ grapes



\_\_\_\_\_ corn

\_\_\_\_\_ beans

\_\_\_\_\_ carrots

\_\_\_\_\_ broccoli



\_\_\_\_\_ fries

\_\_\_\_\_ hamburger

\_\_\_\_\_ hotdog

\_\_\_\_\_ pizza



\_\_\_\_\_ cookies

\_\_\_\_\_ candy

\_\_\_\_\_ ice cream

\_\_\_\_\_ cake



\_\_\_\_\_ pancakes

\_\_\_\_\_ waffles

\_\_\_\_\_ oatmeal

\_\_\_\_\_ cereal



\_\_\_\_\_ burrito

\_\_\_\_\_ chips

\_\_\_\_\_ salsa

\_\_\_\_\_ taco



\_\_\_\_\_ lemonade

\_\_\_\_\_ milk

\_\_\_\_\_ apple juice

\_\_\_\_\_ water



\_\_\_\_\_ steak

\_\_\_\_\_ ham


\_\_\_\_\_ chicken

\_\_\_\_\_ fish



Name \_\_\_\_\_

# Summer Vowels



Directions: Read the words below. Color the long vowel words green. Color the short vowel words red.

stop	leap	mug	sun	sled	lake
smile	bone	pill	beach	ran	tile
stay	rule	stain	sail	rule	shine
cat	tie	bite	still	boat	chin

Directions: Write three sentences using the words from the list above.

1.

2.

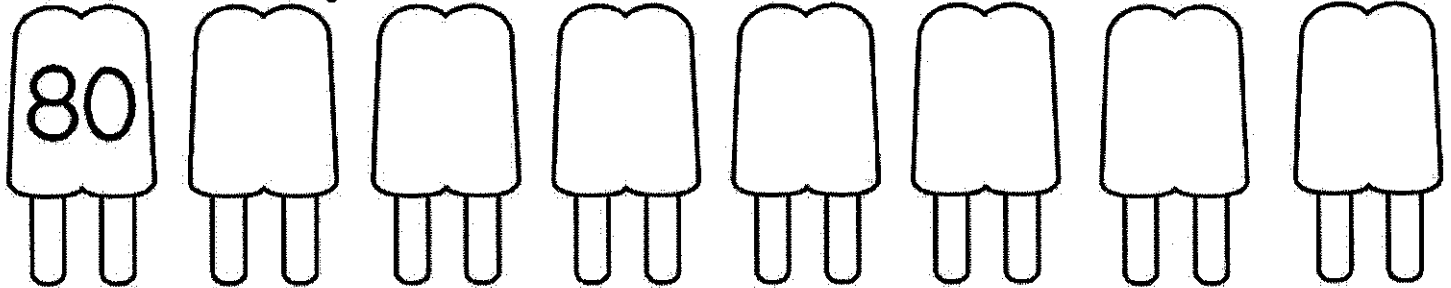
3.

Name \_\_\_\_\_


# Counting Backwards

Directions: Count backwards for each group of items.


Count backwards by 10's



Count backwards by 5's



Count backwards by 2's




Name \_\_\_\_\_


# Long Vowel Sounds

(Long a Sounds)



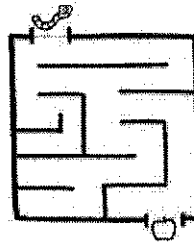
Directions: Look at the picture in each box. Write the letters that make up the word in the sound boxes. Write a sentence using the word.


















Name \_\_\_\_\_

# Summer Sentences!

Directions: Choose a word and/or phrase from each column.  
Write 5 complete sentences using each word and phrase only once.



Who	Did What	Where
The crab	hopped	in the sand.
My friend	jumped	under an umbrella.
My dog	crawled	by a sea turtle.
I	ran	on the boat.
The seal	slept	near a crab.

1.

2.

3.



4.

5.

Name \_\_\_\_\_


# Summer TIME Learning!

Directions: Use a paperclip and pencil to spin a time. Color the clock that matches the time on the spinner!



Name: \_\_\_\_\_

# Buckets of Crabs



Directions: Look at the number on each bucket.  
Use the chart to make a new number.




1 more	
1 less	
10 more	
10 less	
100 more	




1 more	
1 less	
10 more	
10 less	
100 more	



1 more	
1 less	
10 more	
10 less	
100 more	



1 more	
1 less	
10 more	
10 less	
100 more	



1 more	
1 less	
10 more	
10 less	
100 more	



1 more	
1 less	
10 more	
10 less	
100 more	

Name \_\_\_\_\_



penny  
1 cent



nickel  
5 cents



dime  
10 cents

# Count On!

Directions: Look at the coins in each row.  
Write the total amount for the coins as  
you count on. The first one has been  
started for you.



10



11



12



Total

\_\_\_\_\_ ¢



Total

\_\_\_\_\_ ¢



Total

\_\_\_\_\_ ¢



Total

\_\_\_\_\_ ¢



Total

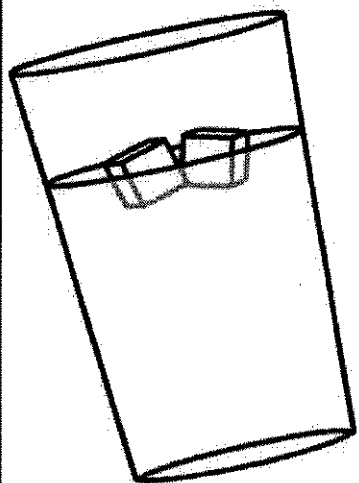
\_\_\_\_\_ ¢



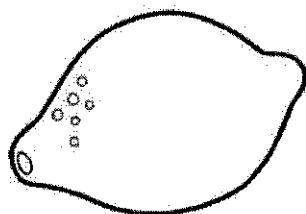

Total

\_\_\_\_\_ ¢

Name \_\_\_\_\_

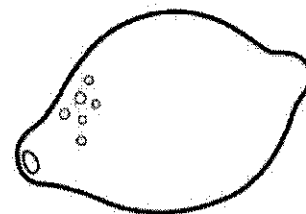
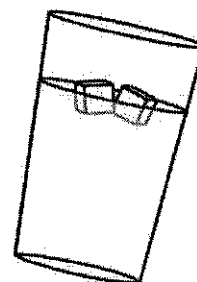


# Let's Sell Lemonade



Day of the week # of cups

Sunday	6
Monday	5
Tuesday	7
Wednesday	8
Thursday	12
Friday	9
Saturday	4



Directions: Use the Chart to answer the questions below.

1. What two days did the twins sell the most lemonade?

\_\_\_\_\_

2. What two days did the twins sell the least cups of lemonade?

\_\_\_\_\_

3. In all, how many cups of lemonade did they sell on Wednesday and Friday?

\_\_\_\_\_

4. In all, how many cups of lemonade did they sell Sunday, Monday and Saturday?

\_\_\_\_\_

5. How many more cups of lemonade did they sell on Thursday than Tuesday?

\_\_\_\_\_

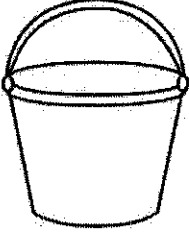






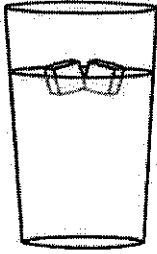
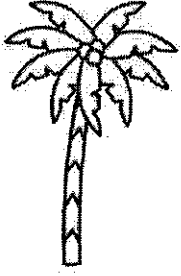
6. How many more cups of lemonade did they sell on Wednesday than Sunday?

\_\_\_\_\_

Name \_\_\_\_\_

# Plural and Singular Nouns

Directions: Circle the correct noun for each picture. Write the word on the line.

 <p>bucket buckets</p>	 <p>shovel shovels</p>	 <p>flipper flippers</p>
 <p>umbrella umbrellas</p>	 <p>sun suns</p>	 <p>float floats</p>
 <p>swimsuit swimsuits</p>	 <p>glass glasses</p>	 <p>tree trees</p>

Directions: Write two sentences using either a singular or plural noun.

1.

2.





































Name \_\_\_\_\_

© Annie Moffatt • The Moffatt Girls 2013

# Money Patterns




Directions: Look at the patterns in each row.  
Complete the pattern by writing the value of the coin in the boxes below.  
Bonus: How much is each row of coins worth?

									
1¢	5¢								
									
									
									
									
									

Name \_\_\_\_\_

# Long Vowel Sounds

(Long i Sounds)





Directions: Look at the picture in each box. Write the letters that make up the word in the sound boxes. Write a sentence using the word.












Name: \_\_\_\_\_

# Popsicle Math



Directions: Apply the rule at the top of each popsicle to the numbers on the left. Write the answers on the right. The first one has been done for you.

$-5$

12	7
7	
19	
10	
16	

$-4$

15	
10	
5	
9	
14	

$+7$

7	
12	
5	
10	
9	



$+9$

9	
5	
10	
3	
8	


$-3$

18	
9	
17	
20	
15	

Name \_\_\_\_\_

# Bears in the Camp!

Directions: Read the statements at the bottom of the page.  
Write the correct number for each set.




1. Four groups of ten and five ones =
2. Eight groups of ten and nine ones =
3. Seven groups of ten and three ones =
4. Nine groups of ten and nine ones =
5. Six groups of ten and two ones =
6. Five groups of ten and five ones =
7. Three groups of ten and eight ones =
8. One group of ten and zero ones =


Name \_\_\_\_\_

# Number FUN!

Directions: Find the numbers words. Use the word bank to help you.



s	e	v	e	n	t	e	e	n	f
i	f	o	u	r	t	e	e	n	i
x	c	b	r	s	y	l	p	t	f
t	h	i	r	t	e	e	n	w	t
e	h	t	w	e	l	v	e	e	e
e	i	g	h	t	e	e	n	n	e
n	q	h	y	w	z	n	m	t	n
n	i	n	e	t	e	e	n	y	a

## Word Bank

eleven  
fourteen  
twelve  
sixteen  
nineteen  
twenty  
thirteen  
fifteen  
eighteen  
seventeen

## Odd Number Words


1. \_\_\_\_\_
2. \_\_\_\_\_
3. \_\_\_\_\_
4. \_\_\_\_\_
5. \_\_\_\_\_
6. \_\_\_\_\_

## Even Number Words

1. \_\_\_\_\_
2. \_\_\_\_\_
3. \_\_\_\_\_
4. \_\_\_\_\_
5. \_\_\_\_\_
6. \_\_\_\_\_

Name \_\_\_\_\_

# Missing Addends



Directions: Solve each number sentence by adding the missing addend.

$5 + \square = 16$

$\square + 9 = 14$

$\square + 8 = 19$

$8 + \square = 13$

$4 + \square = 20$

$\square + 6 = 18$

$\square + 6 = 19$

$0 + \square = 16$

$7 + \square = 17$

$\square + 1 = 24$

$\square + 4 = 12$

$5 + \square = 12$

$9 + \square = 18$

$\square + 4 = 15$

$\square + 5 = 19$

$9 + \square = 11$

$2 + \square = 20$


$\square + 6 = 19$

$\square + 7 = 14$

$3 + \square = 13$


Name \_\_\_\_\_

# Summertime Facts or Opinions



Directions: Read each sentence. Decide if the sentence is a fact or an opinion. Circle the correct choice.

- Fact    Opinion    1. The Fourth of July is in the summer.
- Fact    Opinion    2. Summer is the best season.
- Fact    Opinion    3. The hottest days are in the summer.
- Fact    Opinion    4. The weather is nice in the summer.
- Fact    Opinion    5. June, July and August are summer months.
- Fact    Opinion    6. The beach is the best place to go in the summer.
- Fact    Opinion    7. Kids should go to summer school.
- Fact    Opinion    8. Fireflies come out in the summer.



Directions: Write one fact and two opinions about summer.


1. \_\_\_\_\_

2. \_\_\_\_\_


3. \_\_\_\_\_

Name \_\_\_\_\_

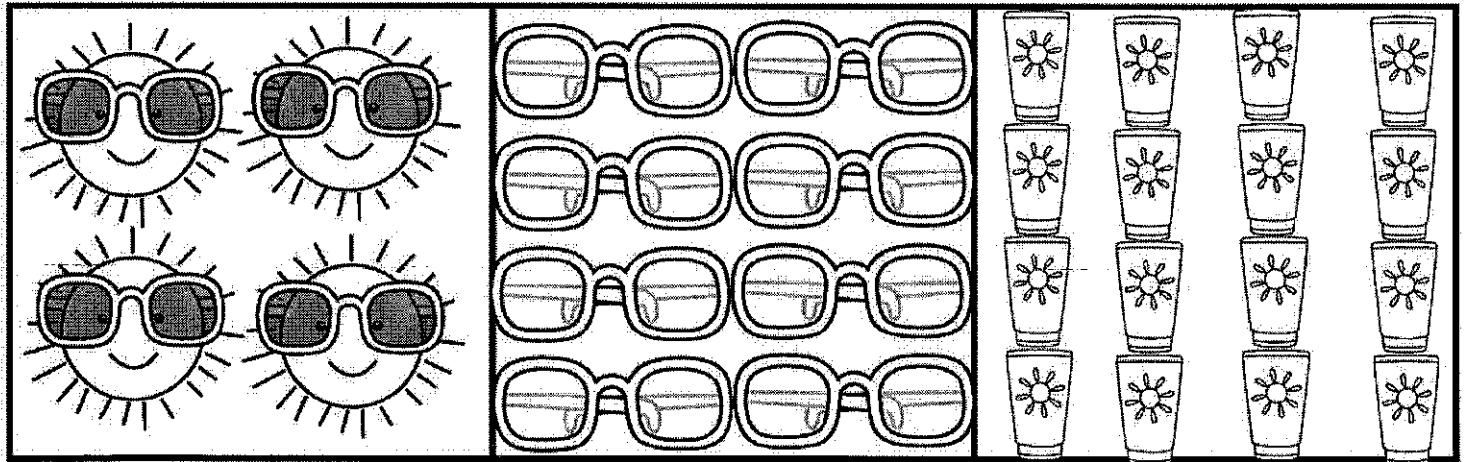
# Fractions for Summer



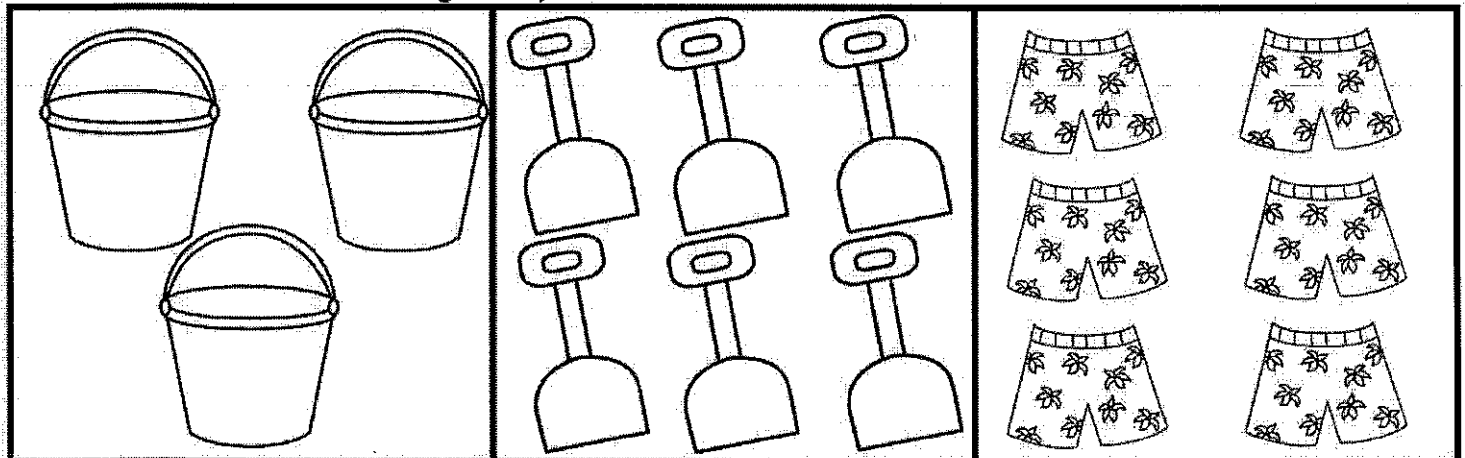
Color  $\frac{1}{2}$  of each group of summer items.



Color  $\frac{1}{4}$  of each group of summer items.




Color  $\frac{1}{3}$  of each group of summer items.



Name \_\_\_\_\_

# Summer ABC Order

Directions: Cut out the summer words. Put them in ABC order and write the words on the lines.



1. \_\_\_\_\_
2. \_\_\_\_\_
3. \_\_\_\_\_
4. \_\_\_\_\_
5. \_\_\_\_\_
6. \_\_\_\_\_
7. \_\_\_\_\_
8. \_\_\_\_\_

9. \_\_\_\_\_
10. \_\_\_\_\_
11. \_\_\_\_\_
12. \_\_\_\_\_
13. \_\_\_\_\_
14. \_\_\_\_\_
15. \_\_\_\_\_
16. \_\_\_\_\_

goggles

bucket

shovel

flip flops

swim

glasses

summer

beach

flippers

crab

shells

umbrella

ocean

lemonade


towels

water



Name \_\_\_\_\_

# Months of the Year



Directions: Cut out the months of the year and put them in order.  
Write the names of the months of the year in order on the lines below.

- |          |           |
|----------|-----------|
| 1. _____ | 7. _____  |
| 2. _____ | 8. _____  |
| 3. _____ | 9. _____  |
| 4. _____ | 10. _____ |
| 5. _____ | 11. _____ |
| 6. _____ | 12. _____ |

Direction: Write a sentences or two about one of your favorite months.

\_\_\_\_\_

\_\_\_\_\_

\_\_\_\_\_

\_\_\_\_\_

\_\_\_\_\_

\_\_\_\_\_

March

May

June

December

January

April

August

February

July

September


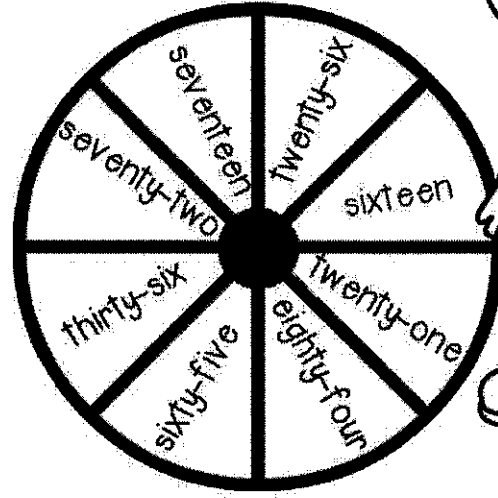


November

October

Name \_\_\_\_\_

# 10 More and 10 Less

Directions: Spin the spinner (use a paperclip and pencil) and write the number on the chart. Write the number that is 10 less and 10 more.



10 Less	Number	10 More

10 Less	Number	10 More


Name \_\_\_\_\_

# Summer Line Up

Directions: Look at the children in line.  
Read the problems and answer the questions.

Last

First










1. I am the boy who is the tallest. Who am I? \_\_\_\_\_
2. I am fifth in line. Who am I? \_\_\_\_\_
3. I am in the middle. Who am I? \_\_\_\_\_
4. How many children are behind the second person in line?  
\_\_\_\_\_
5. How many children are between Annie and Alex?  
\_\_\_\_\_
6. I am a boy who is eating something cold. It is not an popsicle.  
Who am I? \_\_\_\_\_
7. How many children are in front of Scott? \_\_\_\_\_
8. I am two children in front of Jane. Who am I? \_\_\_\_\_

Name \_\_\_\_\_


# Number Words

Directions: Read the number words on each bucket and write the number on the shovel. Color the even number buckets red and the odd number buckets yellow.



Name \_\_\_\_\_

# Double Digit Lemonade Addition (no regrouping)



Directions: Find the sums.

© Annie Moffatt • The Moffatt Girls 2013

$$\begin{array}{r} 18 \\ +21 \\ \hline \end{array}$$

$$\begin{array}{r} 31 \\ +16 \\ \hline \end{array}$$

$$\begin{array}{r} 10 \\ +38 \\ \hline \end{array}$$

$$\begin{array}{r} 49 \\ +30 \\ \hline \end{array}$$

$$\begin{array}{r} 67 \\ +32 \\ \hline \end{array}$$

$$\begin{array}{r} 28 \\ +50 \\ \hline \end{array}$$

$$\begin{array}{r} 12 \\ +12 \\ \hline \end{array}$$

$$\begin{array}{r} 62 \\ +23 \\ \hline \end{array}$$

$$\begin{array}{r} 34 \\ +44 \\ \hline \end{array}$$

$$\begin{array}{r} 80 \\ +11 \\ \hline \end{array}$$

$$\begin{array}{r} 17 \\ +32 \\ \hline \end{array}$$

$$\begin{array}{r} 65 \\ +30 \\ \hline \end{array}$$

$$\begin{array}{r} 23 \\ +23 \\ \hline \end{array}$$

$$\begin{array}{r} 41 \\ +17 \\ \hline \end{array}$$


$$\begin{array}{r} 72 \\ +13 \\ \hline \end{array}$$

$$\begin{array}{r} 15 \\ +34 \\ \hline \end{array}$$

Name \_\_\_\_\_

# Double Digit Addition!

## No Regrouping



Directions: Solve the problems.  
Remember to add the ones first!

1. 
$$\begin{array}{r} 23 \\ + 50 \\ \hline \end{array}$$

2. 
$$\begin{array}{r} 73 \\ + 14 \\ \hline \end{array}$$

3. 
$$\begin{array}{r} 40 \\ + 55 \\ \hline \end{array}$$

4. 
$$\begin{array}{r} 24 \\ + 54 \\ \hline \end{array}$$

5. 
$$\begin{array}{r} 62 \\ + 16 \\ \hline \end{array}$$

6. 
$$\begin{array}{r} 18 \\ + 30 \\ \hline \end{array}$$

7. 
$$\begin{array}{r} 28 \\ + 11 \\ \hline \end{array}$$

8. 
$$\begin{array}{r} 25 \\ + 10 \\ \hline \end{array}$$

9. 
$$\begin{array}{r} 45 \\ + 54 \\ \hline \end{array}$$

10. 
$$\begin{array}{r} 10 \\ + 70 \\ \hline \end{array}$$

11. 
$$\begin{array}{r} 30 \\ + 5 \\ \hline \end{array}$$

12. 
$$\begin{array}{r} 43 \\ + 22 \\ \hline \end{array}$$

13. 
$$\begin{array}{r} 36 \\ + 43 \\ \hline \end{array}$$

14. 
$$\begin{array}{r} 13 \\ + 31 \\ \hline \end{array}$$

15. 
$$\begin{array}{r} 25 \\ + 33 \\ \hline \end{array}$$

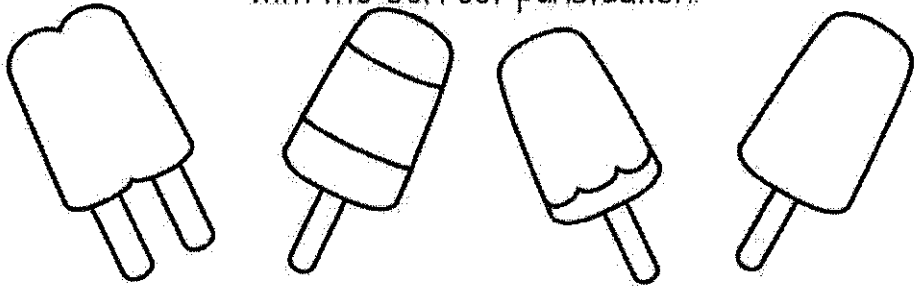
16. 
$$\begin{array}{r} 73 \\ + 15 \\ \hline \end{array}$$

Name \_\_\_\_\_



# Summer Sentences

Directions: Fix each sentence and rewrite it in your best handwriting. Remember to start with a capital letter and end with the correct punctuation.



1. i like summer

2. do you like to eat popsicles when it is hot

3. we go camping during summer vacation

4. it is too hot to go outside

5. did you build a sandcastle today

6. i caught a fish

Name \_\_\_\_\_

# Double Digit Popsicles

Directions: Solve the 2 digit subtraction problems. No regrouping.

$$\begin{array}{r} 58 \\ - 32 \\ \hline \end{array}$$

$$\begin{array}{r} 69 \\ - 21 \\ \hline \end{array}$$

$$\begin{array}{r} 45 \\ - 20 \\ \hline \end{array}$$

$$\begin{array}{r} 87 \\ - 64 \\ \hline \end{array}$$

$$\begin{array}{r} 88 \\ - 26 \\ \hline \end{array}$$

$$\begin{array}{r} 65 \\ - 11 \\ \hline \end{array}$$

$$\begin{array}{r} 39 \\ - 10 \\ \hline \end{array}$$

$$\begin{array}{r} 56 \\ - 31 \\ \hline \end{array}$$

$$\begin{array}{r} 76 \\ - 15 \\ \hline \end{array}$$

$$\begin{array}{r} 99 \\ - 24 \\ \hline \end{array}$$

$$\begin{array}{r} 75 \\ - 22 \\ \hline \end{array}$$

$$\begin{array}{r} 93 \\ - 11 \\ \hline \end{array}$$

$$\begin{array}{r} 23 \\ - 12 \\ \hline \end{array}$$

$$\begin{array}{r} 44 \\ - 40 \\ \hline \end{array}$$

$$\begin{array}{r} 97 \\ - 77 \\ \hline \end{array}$$

$$\begin{array}{r} 45 \\ - 24 \\ \hline \end{array}$$

$$\begin{array}{r} 57 \\ - 35 \\ \hline \end{array}$$

$$\begin{array}{r} 46 \\ - 36 \\ \hline \end{array}$$

$$\begin{array}{r} 23 \\ - 22 \\ \hline \end{array}$$

$$\begin{array}{r} 69 \\ - 32 \\ \hline \end{array}$$