

June 2026

Dear Parents,

Welcome to First Grade! I am looking forward to being your child's teacher during this coming school year. Spending time this summer reviewing Kindergarten literacy and math concepts and skills will be beneficial to your child and is the key to a smooth transition into First Grade.


I am attaching your child's summer assignment, "Sweet Summertime: My Little Packet of Review Activities." My suggestion is to have your child complete a portion of this packet each week in July and August to avoid the "summer slide." Please correct the assignments together and return them to school on our first day back.

The July and August reading log sheets are OPTIONAL tools for motivating your child to read, and your child will earn a prize for completing and returning these along with the summer packet. (We will continue with this reading log tradition throughout the school year.)

I have posted additional summer homework information on the First Grade website, including prayers and ideas for selecting books. On the back of this letter, you'll also find suggestions for IXL assignments that can boost your child's literacy and math skills! Please email me at jmartel@sfxacushnet.com with any questions. Have a fun and safe summer!

God Bless,

Mrs. Jennie Martel



IXL Summer Adventures 

K - 8th



IXL Summer Boost: Language Arts 

K - 12th



IXL Summer Boost: Math 

K - Calc

Sweet SUMMERTIME

My little
packet of
review
activities!




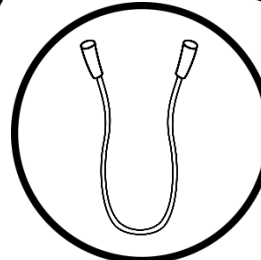
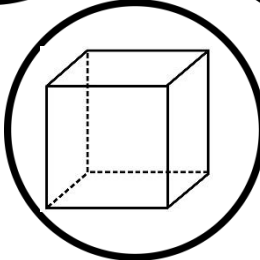
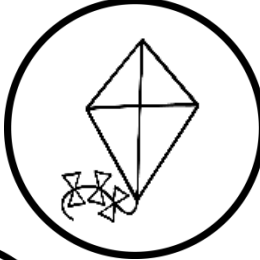

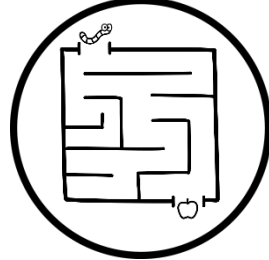
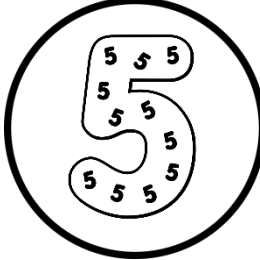


This packet belongs to:



Name: _____

Use the color code to correctly color the CVCE pictures below.




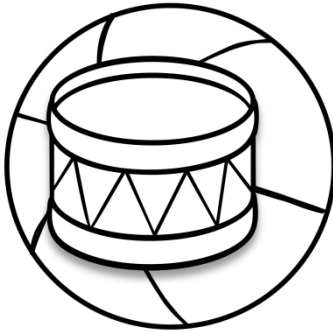

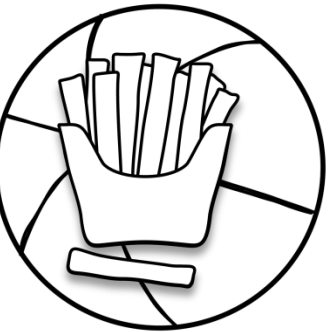




BLOWING CVCE words



Name: _____

Look at the r blend pictures below to determine the sound you hear at the beginning and color the box that matches.


Beach Ball Blends

				
fr br gr pr	gr pr fr cr	br gr pr cr	dr gr pr br	cr tr gr pr
				
fr gr cr dr	fr cr tr pr	br fr gr cr	br tr br pr	gr fr cr br

Name _____

Sentence Fun

Directions: Read the sentence and fill in the missing word using the word bank.



log	mud	sun	van	dig
bed	cot	pen	bag	tub

1. My pig is in the _____.



2. I go to the park in a _____.




3. My dad has a red _____.



4. I take a nap on my _____.



5. I can take a bath in the _____.



6. The frog is on the _____.



7. My ball is in the _____.



8. The dog is on my _____.



9. My job is to _____.



10. I see the hot _____.



Name: _____




Reading Comprehension

Directions: Read the text 3 times for fluency and color the stars.

I like summer the best. I can go
look for bugs. I can play at the park.
I can swim at the pool.



1. Put the events in order: Write 1, 2, or 3 in the box.



2. Write 3 things I can do in the summer?
3. What season do I like best?

1. _____

2. _____

3. _____

a. summer

b. fall

c. winter

Name: _____

Help Fix the Sentence!




Read the Sentence:

my dAd is in the pool

Fix the Sentence:

*Use correct capitalization, spaces, lowercase letters, spelling & punctuation.





Illustrate the Sentence:



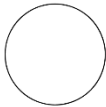

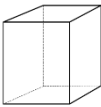
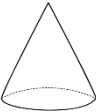
Checked by my friend:

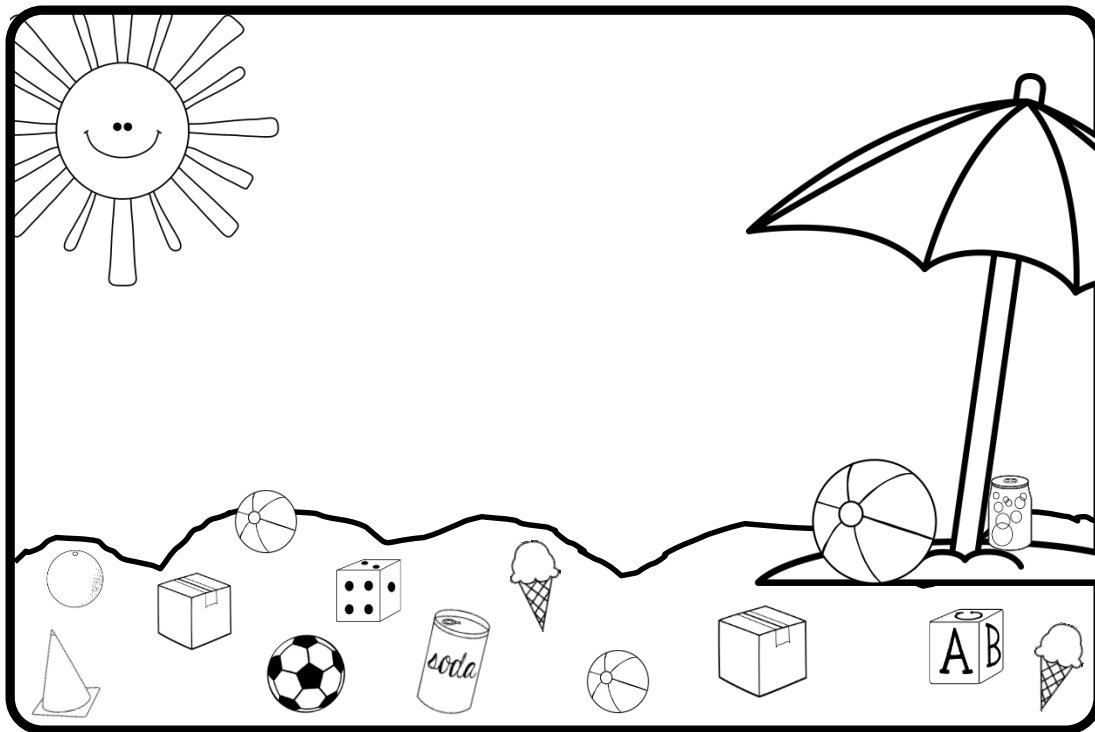
SOLIDS in the SAND

Name: _____

Count the solid shapes in the sand and graph.

Answer the questions below.

			
sphere	cylinder	cube	cone



Circle the solid shape found the MOST:



Circle the solid shape with the GREATER amount:



Circle the solid shape found the LEAST:











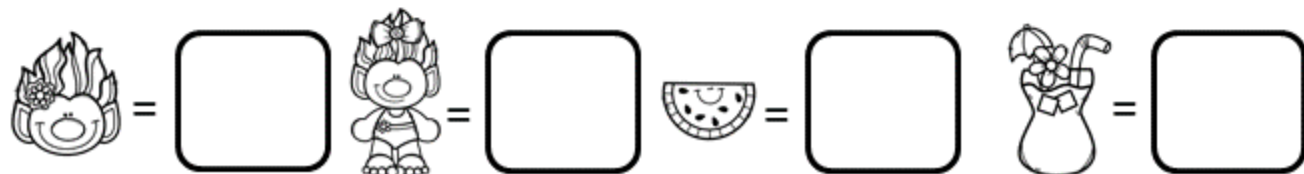
Circle the solid shape with the GREATER amount:



Name: _____

What's the Missing Number?

1	2	3	4	5	6	7	8	9	10
11		13	14	15	16	17	18	19	20
21	22	23	24	25		27	28	29	30
31	32	33	34	35	36	37	38	39	
41	42	43	44	45	46	47	48	49	50
51	52	53		55	56	57	58	59	60
61	62	63	64	65	66	67	68		70
71	72	73	74	75	76		78	79	80
81	82	83	84	85		87	88	89	90
	92	93	94	95	96	97	98	99	100



A Day at the Beach

ADDITION

Name: _____

Write the equations in the blank addend/sum spaces in the boxes below.

_____ + _____ = _____

_____ + _____ = _____

_____ + _____ = _____

_____ + _____ = _____

_____ + _____ = _____

_____ + _____ = _____

_____ + _____ = _____

_____ + _____ = _____

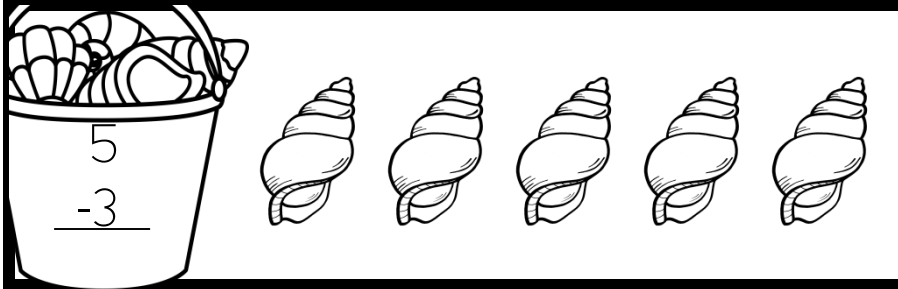
_____ + _____ = _____

Name: _____

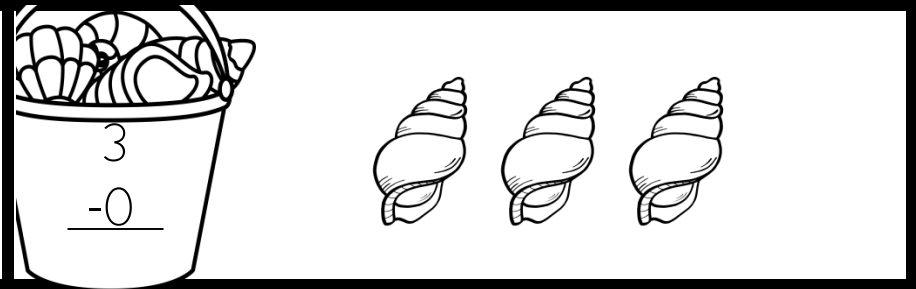
Solve the subtraction problems below and write the difference under the line. Use the seashells as counters for help.

SEASHELL

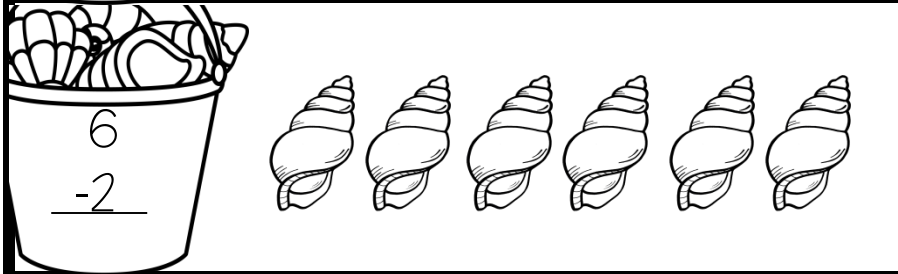
Subtraction



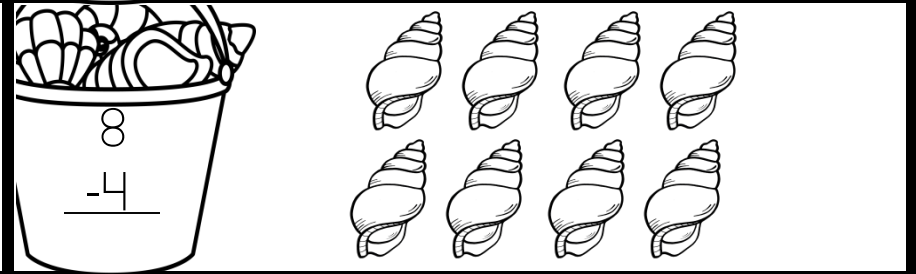
5
-3
—




3
-0
—



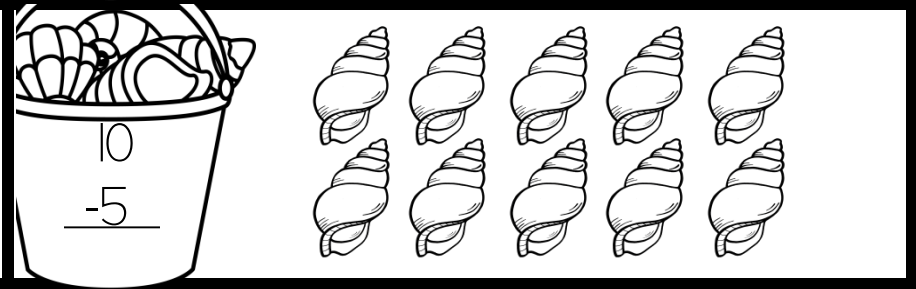
6
-2
—



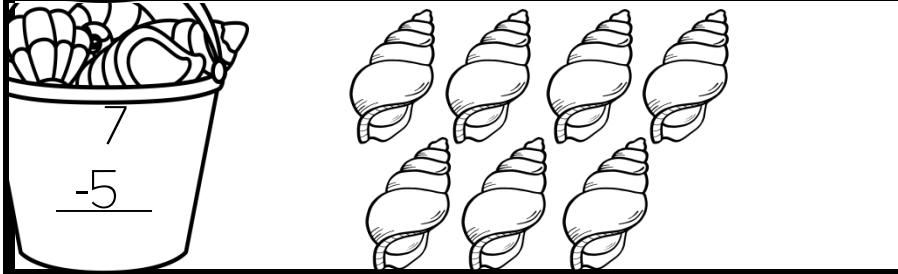
8
-4
—



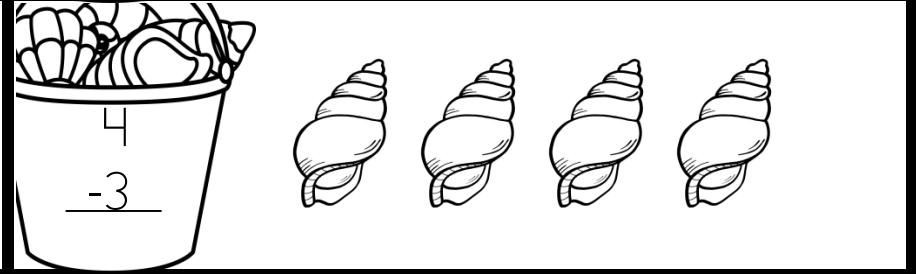
9
-3
—



10
-5
—



7
-5
—




4
-3
—



We SCREAM for summer TIME

Name: _____


Cut out the digital clocks on the bottom and
match them to the analog clocks on the ice
cream cones.



Name _____

Color By Coin Picture

Use the key below to color in the spaces and reveal a picture!



1¢ = blue

5¢ = yellow

10¢ = orange

25¢ = red

Name _____

July

Color one ice cream each NIGHT you read.



Name _____

August

Color one pencil each NIGHT you read.

